



HERNANDO SCHOOL DISTRICT

Tiffany Howard; Director of Elementary Programs
Achieve 3000 Program Update April 2023

Implementation Progress Report
Data as of 3/31/2023

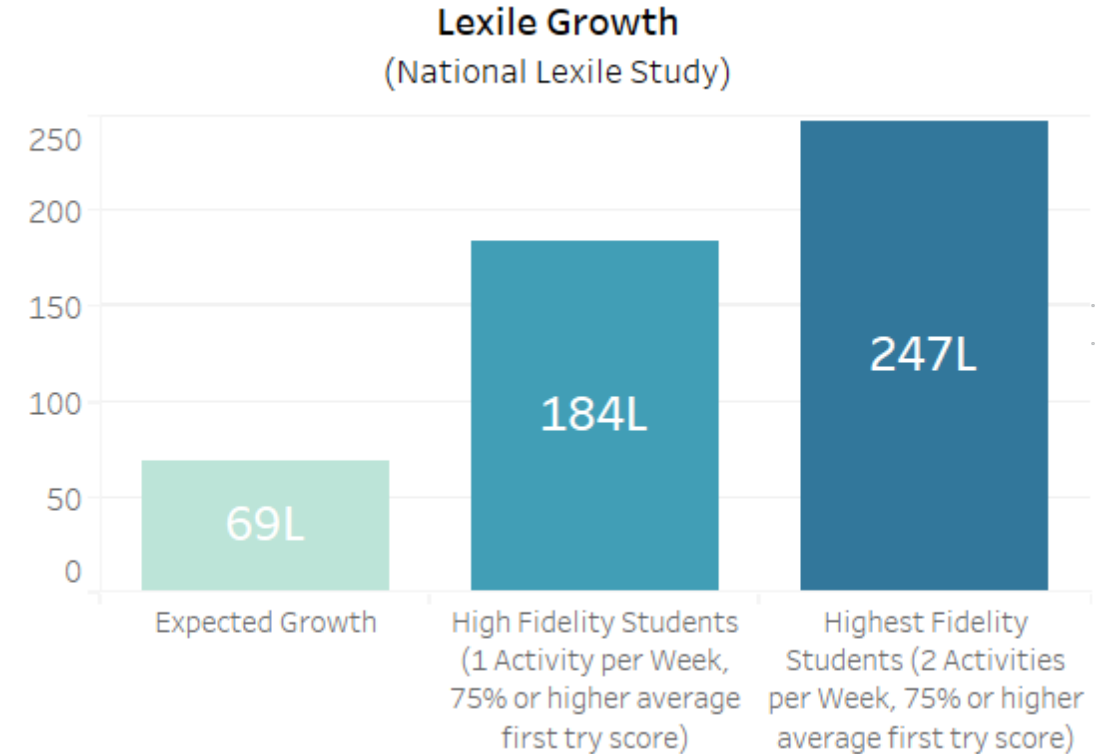


Achieve3000 Literacy™

Achieve3000 National Lexile Study

Implementation and Impact

Research by Achieve3000 consistently demonstrates higher Lexile gains for students who have an average first try score of 75% or higher and complete at least 1 if not 2 or more multiple-choice activities per week (resulting in 40+ to 80+ on average over the school year). Students using the program with high or highest fidelity exceeded their expected Lexile growth by 2.5x and 3.5x. See graph (left) with results from the 2018-2019 National Lexile Study.



HERNANDO
SCHOOL DISTRICT

Learn it. Love it. Live it.

Implementation Categories

Implementation Categories

Category Name	Definition	Instructional Recommendations
High Quality, High Quantity	Average First Try Score: 65% or Higher Activities: On track to complete 40 activities per year (1+ per week)	Identify a school (School-Level Detail page) and teacher where students have high quality and high quantity. Review what is being done in these classes and replicate/model for other teachers. To increase student collaboration in the classroom, consider Doug Fisher's Read-Discuss-Read implementations. This framework focuses on repeated reading and collaborative conversations, both proven to accelerate comprehension. Contact your Customer Success Advocate for more information.
High Quality, Low Quantity	Average First Try Score: 65% or Higher Activities: Not on track to complete 40 activities per year (1+ per week)	Look for ways to increase student time on task. Consider: <ul style="list-style-type: none">- Reviewing available courses for additional lessons- Having students search for topics of interest- Encouraging at-home and afterschool use
Low Quality, High Quantity	Average First Try Score: Less than 65% Activities: On track to complete 40 activities per year (1+ per week)	Establish a close-reading protocol and model for students how to slow down their reading with the goal of improving activity scores. Also consider implementing Doug Fisher's Read-Discuss-Read framework. See above for details. Encourage students to use the First-Try Tracking Tool.
Low Quality, Low Quantity	Average First Try Score: Less than 65% Activities: Not on track to complete 40 activities per year (1+ per week)	Both quality and quantity should be addressed. With students, establish and model a close-reading protocol to slow down their reading and improve their scores. At the same time, work with other teachers and parents to increase the number of activities completed. Encourage students to search for lessons to complete.



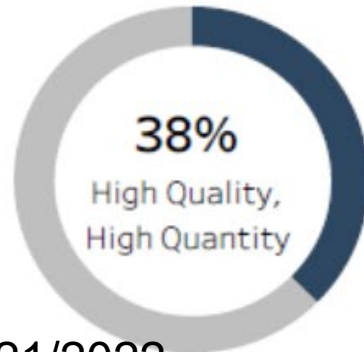
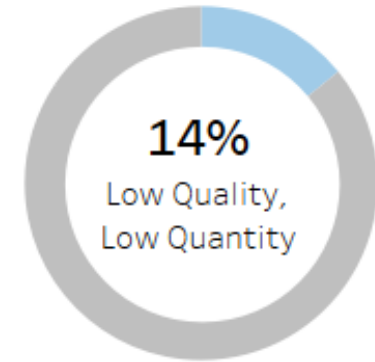
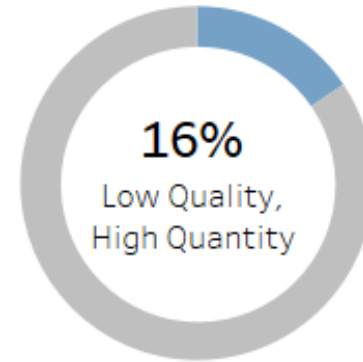
HERNANDO
SCHOOL DISTRICT

Learn it. Love it. Live it.

Overall Summary

2022/2023

Implementation Categories



2021/2022



HERNANDO
SCHOOL DISTRICT

Learn it. Love it. Live it.

Overall Summary

2022/2023

Currently
Rostered Students

2,324

% Pre-Test
Completed

99%

Avg. First
Try Score

69%

Avg. # Activities
Per Week/Student

1.4

Avg. Total Logins
Per Student

43

2021/2022

Students in
the Report

2,363

% Students with
Pre-Test Completed

96%

Avg. First
Try Score

67%

Avg. # Activities
Per Week/Student

1.4

Avg. Total Logins
Per Student

48



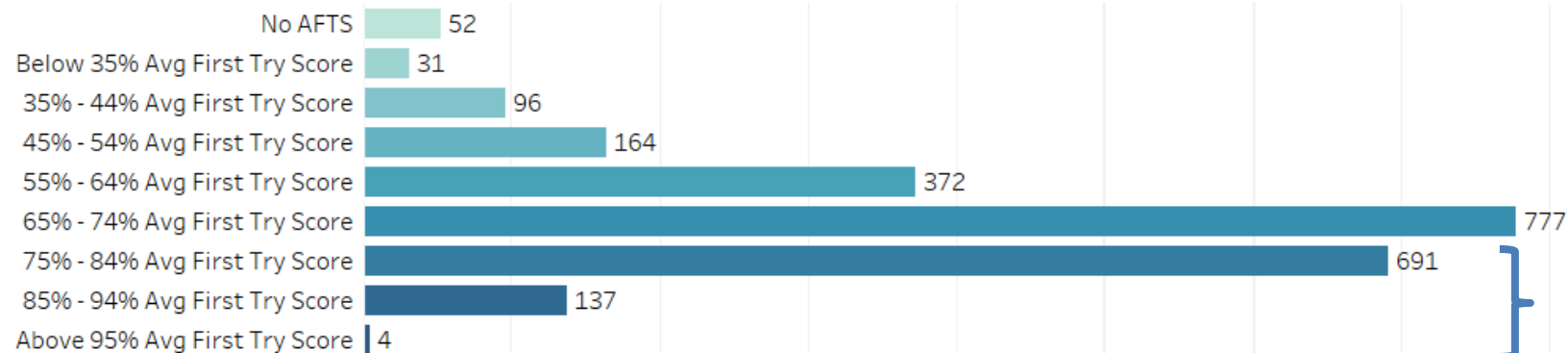
HERNANDO
SCHOOL DISTRICT

Learn it. Love it. Live it.

Overall Summary

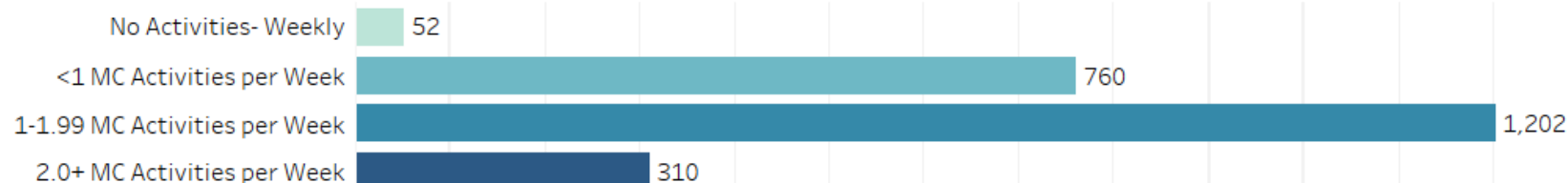
2022/2023

Average First Try Score



+ 202 students

Average Activities Per Week/Student



-130 students

+252 students

-81 students



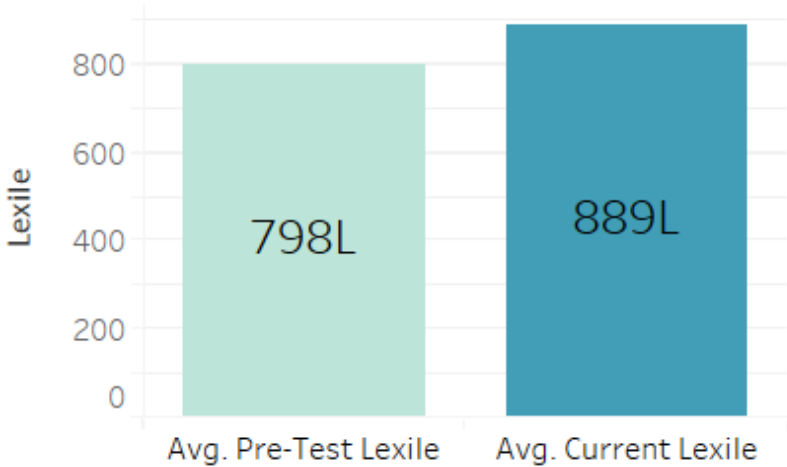
HERNANDO
SCHOOL DISTRICT

Learn it. Love it. Live it.

Student Lexile Performance

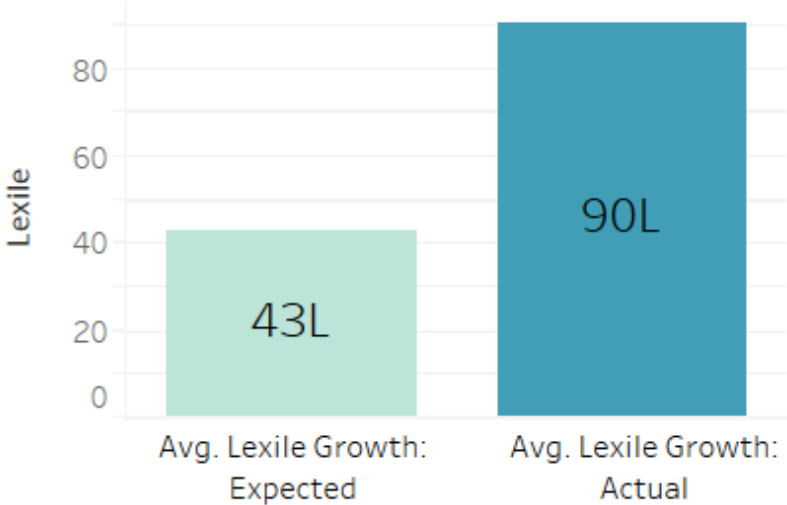
2022/2023

Pre-Test and Current Lexiles:
Overall



N = 2290

Expected and Actual Lexile Growth:
Overall



N = 2290



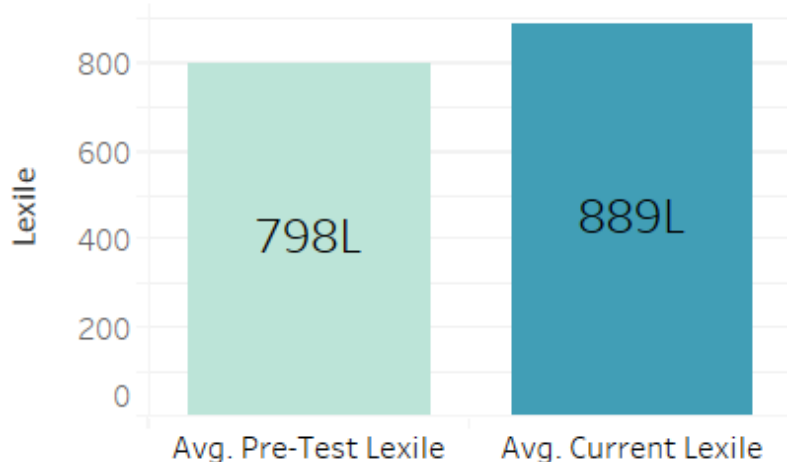
HERNANDO
SCHOOL DISTRICT

Learn it. Love it. Live it.

Student Lexile Performance

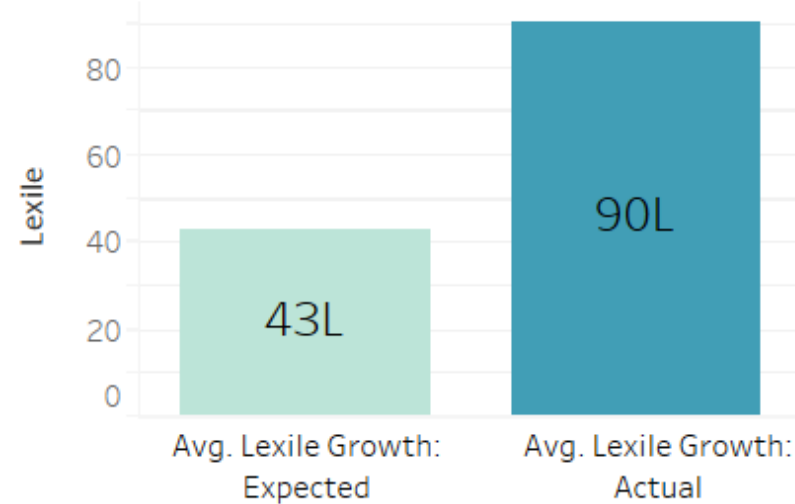
2022/2023

Pre-Test and Current Lexiles:
Overall



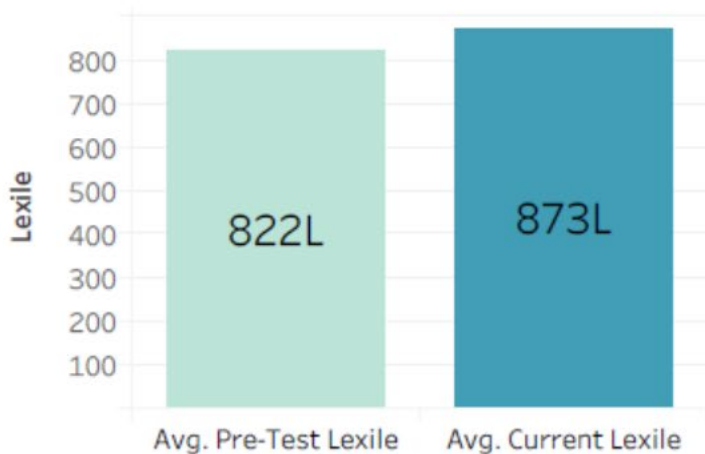
N = 2290 **+16**

Expected and Actual Lexile Growth:
Overall



N = 2290 **+39**

2021/2022



N = 2363



N = 2363

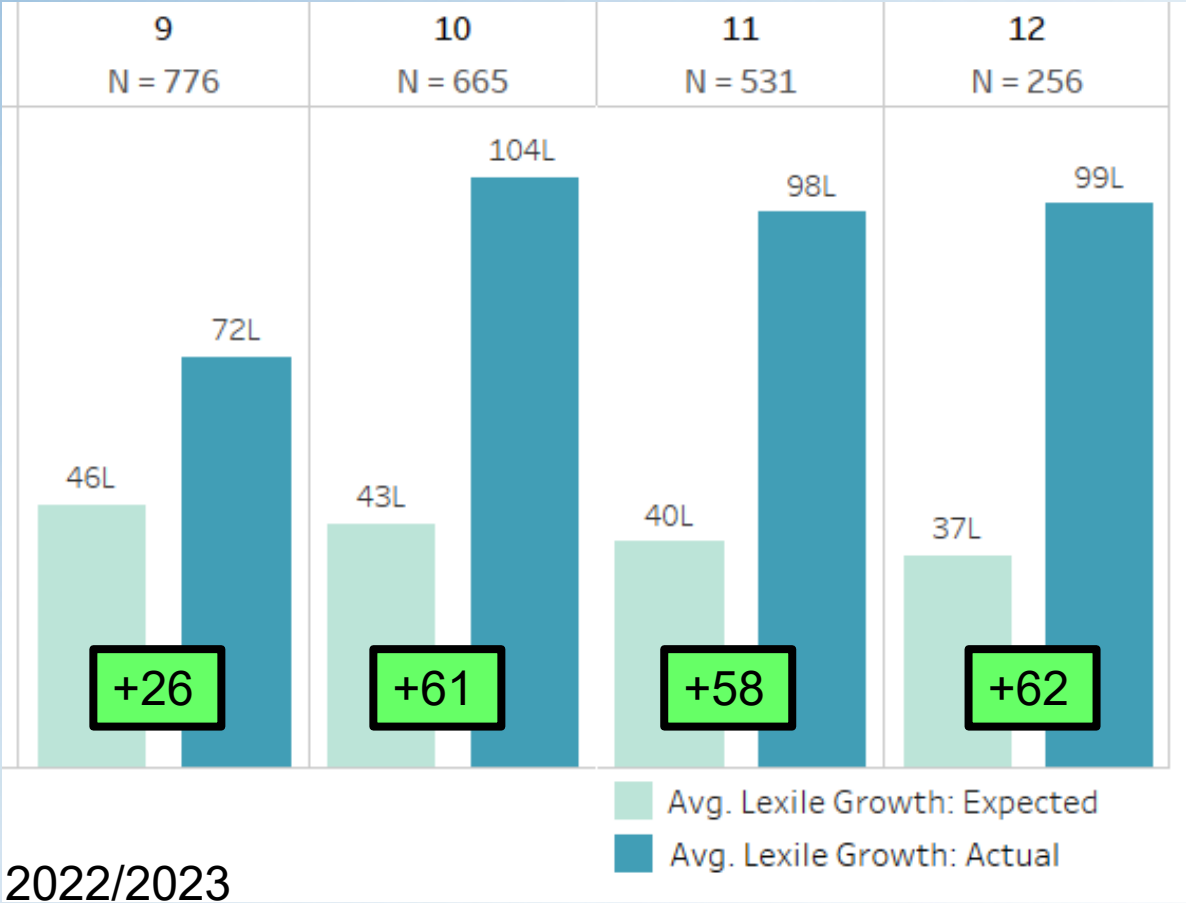


**HERNANDO
SCHOOL DISTRICT**

Learn it. Love it. Live it.

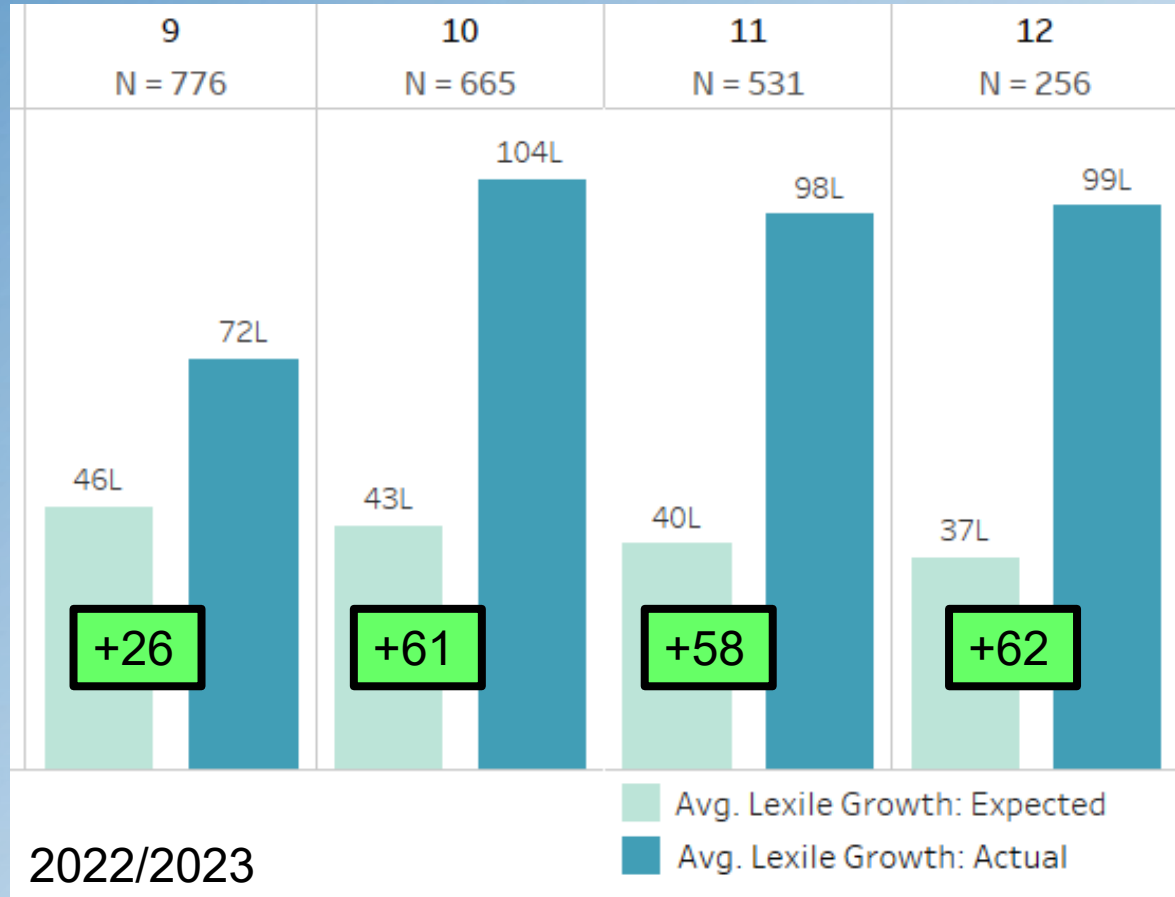
Student Lexile Performance

Expected and Actual Lexile Growth: Grade Level



Student Lexile Performance

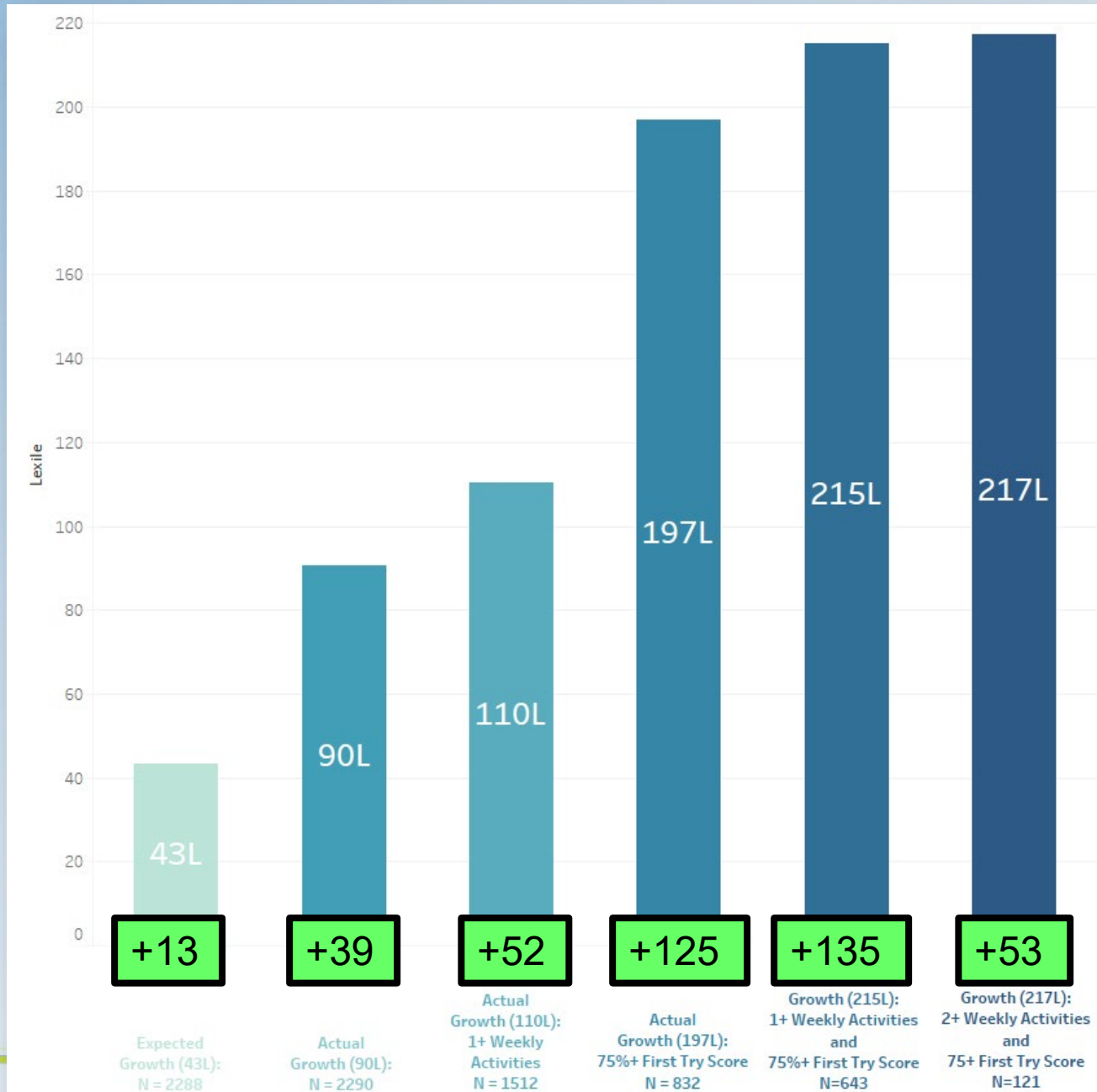
Expected and Actual Lexile Growth: Grade Level



HERNANDO
SCHOOL DISTRICT


Learn it. Love it. Live it.

Lexile Gains and Program Usage Summary



**HERNANDO
SCHOOL DISTRICT**

Learn it. Love it. Live it.



Next Steps

- ❑ Continue to support teachers with best practices in Reading Instruction
- ❑ Maintain site based reading coaches at each high school



HERNANDO
SCHOOL DISTRICT

Learn it. Love it. Live it.