



HERNANDO SCHOOL DISTRICT

John Morris

Director of Secondary Curriculum

Dr. Tracey Conrad

Equal Opportunity Schools

AP Data Hernando County

7/26/2022

2018 AP Data Hernando County School District

Total AP Students in Your District: 865

District Totals for this View (?)	1	2	3	4	5	Total Exams
Number of Exams	236	310	298	270	149	1,263
Percentage of Total Exams	19%	25%	24%	21%	12%	100%
Number of AP Students	226	285	260	218	116	

594 students passed with a 3 or higher on their AP exams.

2021 AP Data Hernando County School District

Total AP Students in Your District: 1,313

District Totals for this View ?	1	2	3	4	5	Total Exams
Number of Exams	700	668	477	235	97	2,177
Percentage of Total Exams	32%	31%	22%	11%	4%	100%
Number of AP Students	565	529	366	188	78	

809 students passed with a 3 or higher on their AP exams.


2022 AP Data Hernando County School District

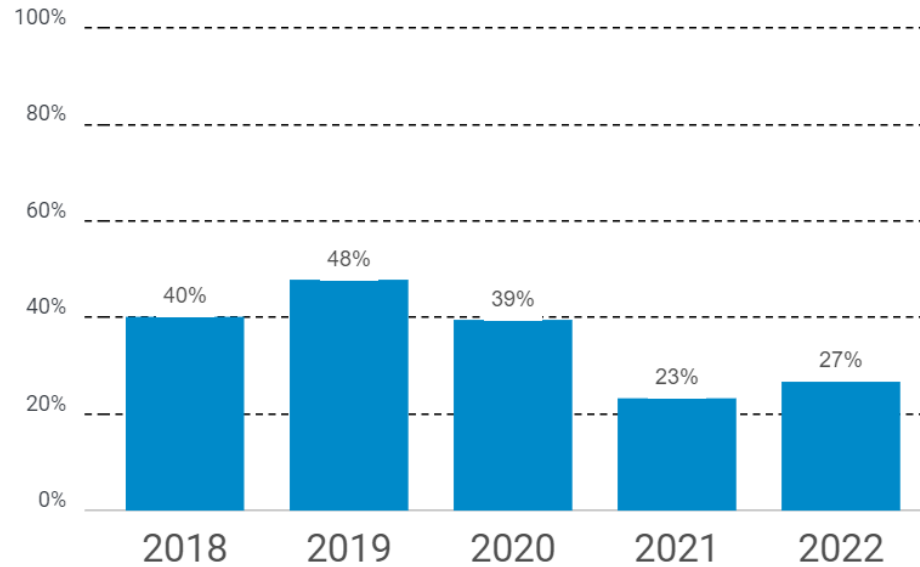
Total AP Students in Your District: 1,324


District Totals for this View ?	1	2	3	4	5	Total Exams
Number of Exams	712	572	512	266	89	2,151
Percentage of Total Exams	33%	27%	24%	12%	4%	100%
Number of AP Students	583	468	413	205	66	

867 students passed with a 3 or higher on their AP exams.

2017-2022 AP Data Central High School

 % OF TOTAL AP STUDENTS WITH SCORES 3+



 SCHOOL SUMMARY

	2018	2019	2020	2021	2022
Total AP Students	167	136	38	99	90
Number of Exams	215	183	38	104	97
AP Students with Scores 3+	67	65	15	23	24
% of Total AP Students with Scores 3+	40.12	47.79	39.47	23.23	26.67


***CHS has increased AICE participation over the last several years by a large number. CHS will be adding the AP Capstone Diploma option in 2022-23 school year.**

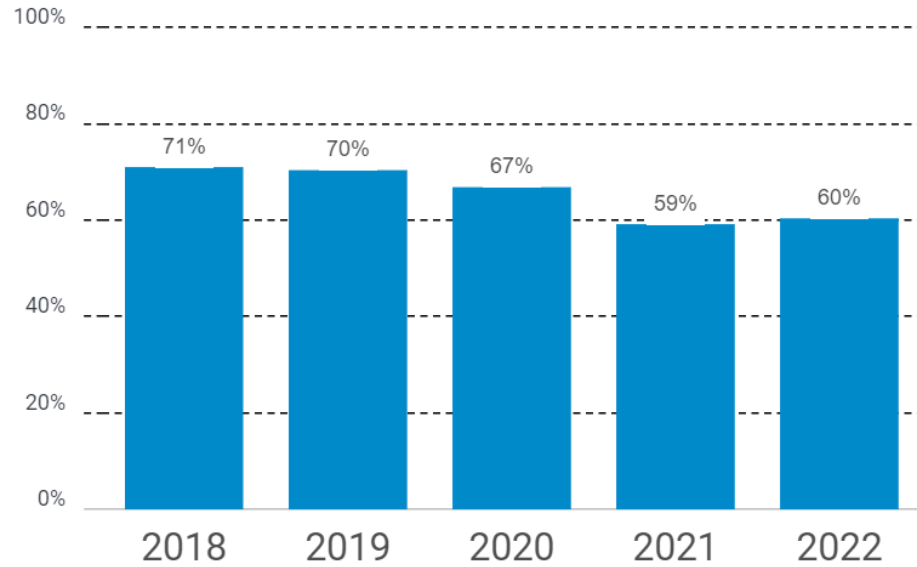



**HERNANDO
SCHOOL DISTRICT**

Learn it. Love it. Live it.

2017-2022 AP Data Springstead High School

 % OF TOTAL AP STUDENTS WITH SCORES 3+



 SCHOOL SUMMARY


	2018	2019	2020	2021	2022
Total AP Students	358	428	512	538	509
Number of Exams	634	721	1,008	988	895
AP Students with Scores 3+	254	301	342	318	307
% of Total AP Students with Scores 3+	70.95	70.33	66.80	59.11	60.31

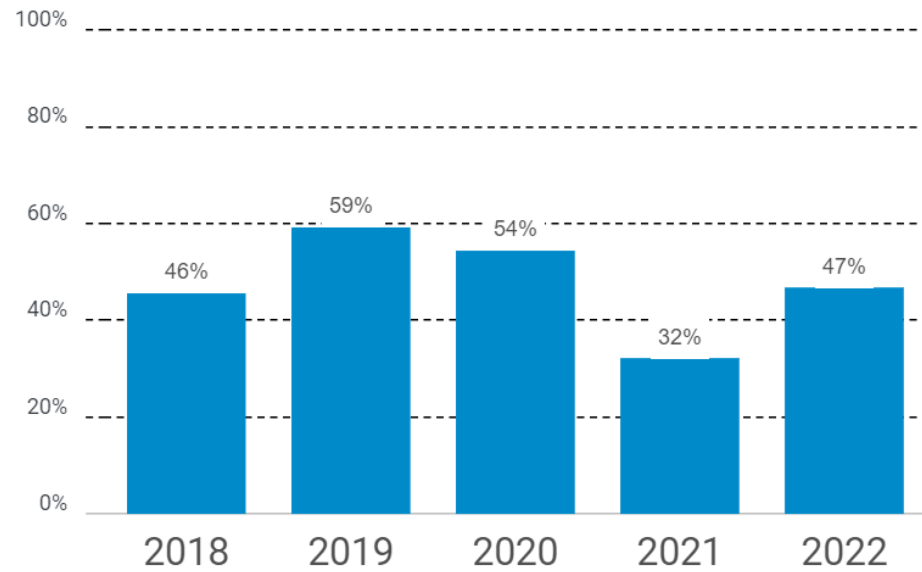



HERNANDO
SCHOOL DISTRICT

Learn it. Love it. Live it.

2017-2022 AP Data Nature Coast Technical High School

 % OF TOTAL AP STUDENTS WITH SCORES 3+



 SCHOOL SUMMARY


	2018	2019	2020	2021	2022
Total AP Students	90	76	138	283	231
Number of Exams	107	104	209	442	383
AP Students with Scores 3+	41	45	75	91	108
% of Total AP Students with Scores 3+	45.56	59.21	54.35	32.16	46.75

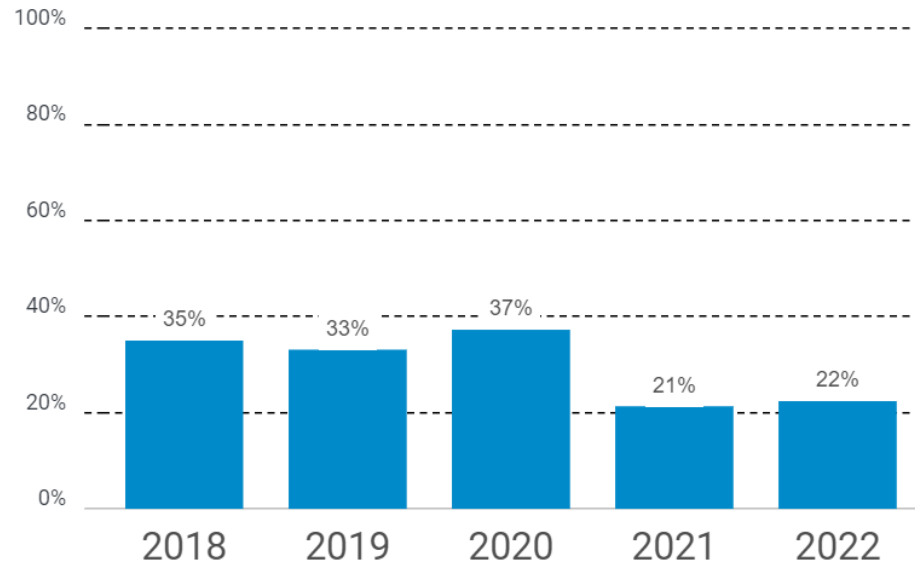



HERNANDO
SCHOOL DISTRICT

Learn it. Love it. Live it.

2017-2022 AP Data Hernando High School

 % OF TOTAL AP STUDENTS WITH SCORES 3+



 SCHOOL SUMMARY


	2018	2019	2020	2021	2022
Total AP Students	140	145	145	155	201
Number of Exams	168	188	169	193	256
AP Students with Scores 3+	49	48	54	33	45
% of Total AP Students with Scores 3+	35.00	33.10	37.24	21.29	22.39

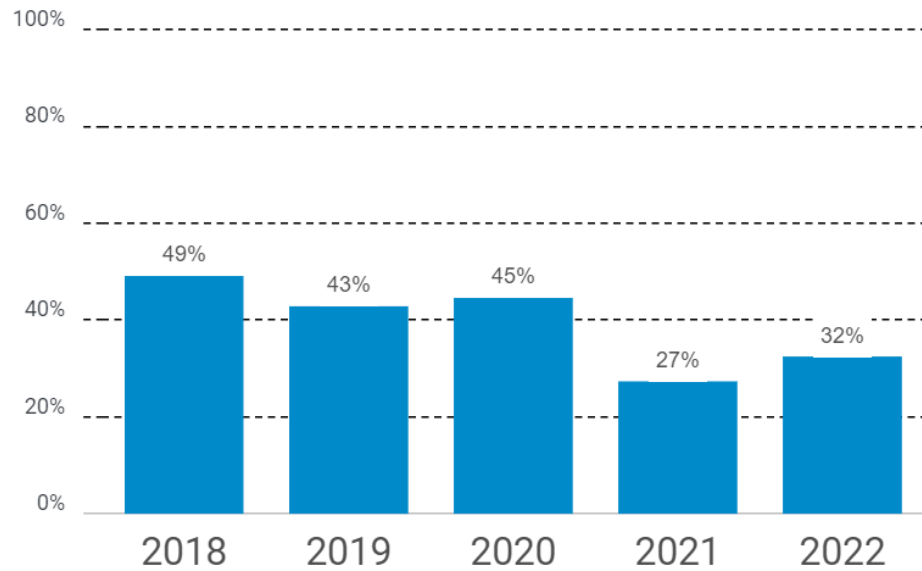



HERNANDO
SCHOOL DISTRICT

Learn it. Love it. Live it.

2017-2022 AP Data Weeki Wachee High School

 % OF TOTAL AP STUDENTS WITH SCORES 3+



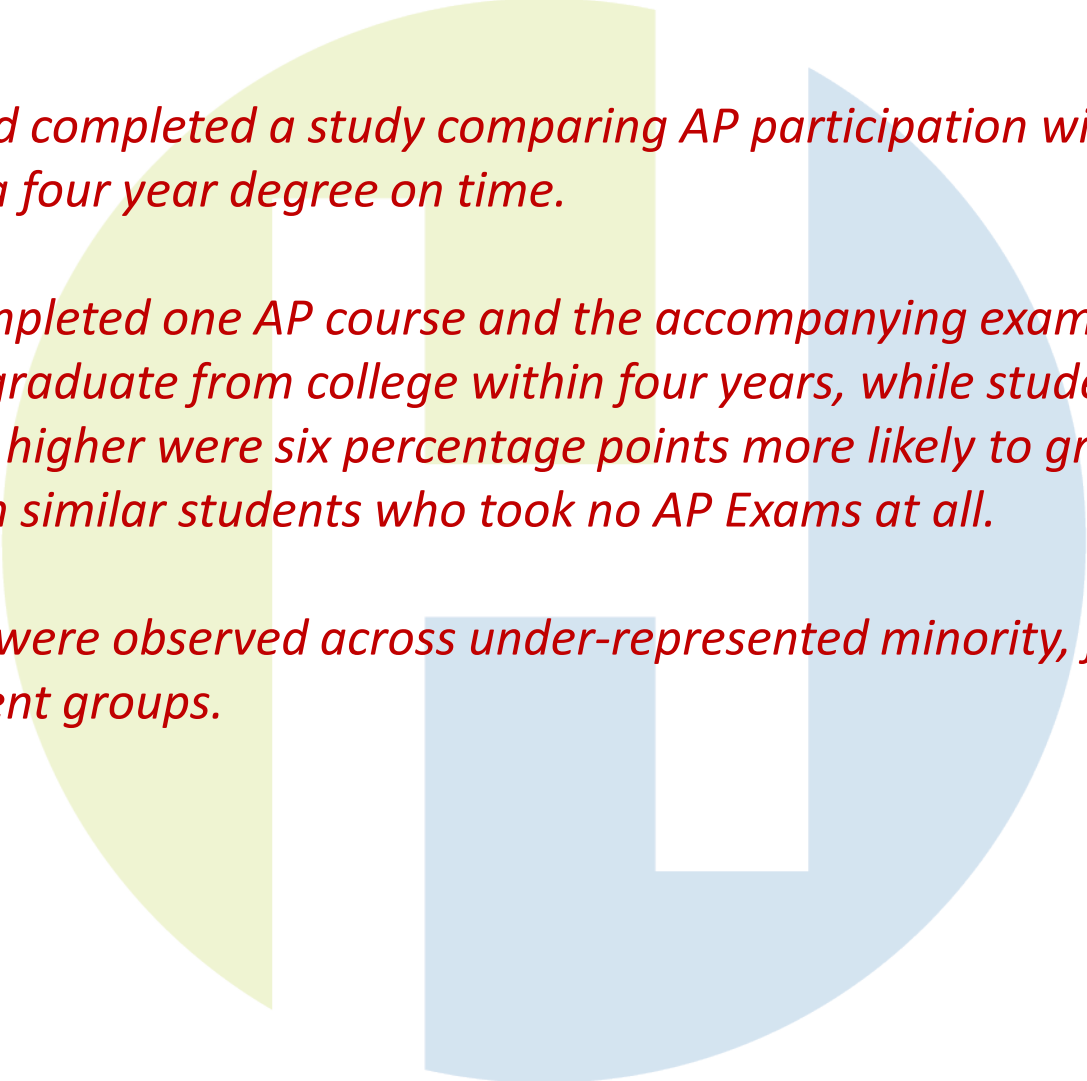
 SCHOOL SUMMARY

	2018	2019	2020	2021	2022
Total AP Students	110	77	137	238	293
Number of Exams	139	91	201	450	520
AP Students with Scores 3+	54	33	61	65	95
% of Total AP Students with Scores 3+	49.09	42.86	44.53	27.31	32.42



HERNANDO
SCHOOL DISTRICT

Learn it. Love it. Live it.



In 2020, College Board completed a study comparing AP participation with underrepresented students completing a four year degree on time.

The students who completed one AP course and the accompanying exam were three percentage points more likely to graduate from college within four years, while students who took an AP Exam and scored 3 or higher were six percentage points more likely to graduate from college within four years than similar students who took no AP Exams at all.

Those improvements were observed across under-represented minority, first-generation, and lower-achieving student groups.



HERNANDO
SCHOOL DISTRICT

Learn it. Love it. Live it.